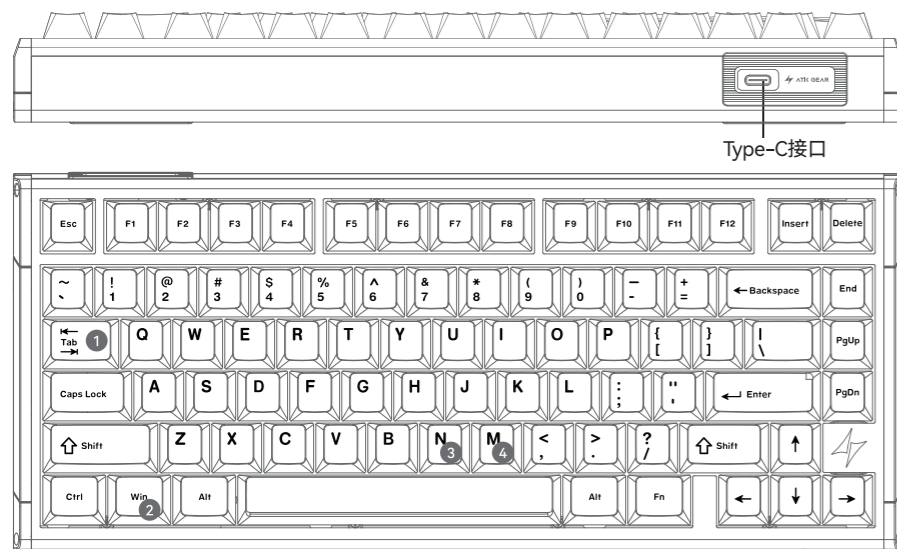


## ■ ATK RS7系列键盘功能说明

使用包装内的数据线，连接键盘Type-C接口和电脑，灯光亮起即连接成功，键盘跑记忆灯效。



Type-C接口



**WIN键:**  
锁定WIN键时无法使用，MAC模式下为option键



**ALT键:**  
MAC模式下为Command键

- 1 灯效开关: FN+Tab 快速开启/关闭所有灯效
- 2 锁定WIN键: FN+Win 短按一次开启，锁定时组合短按一次解除锁定。
- 3 全键无冲: Fn+N:依序组合长按3秒，N键红光闪烁3次切换到6键无冲模式，键盘恢复记忆灯效。重复操作N键红光闪烁3次，恢复全键无冲，闪烁频率0.3S/次。
- 4 系统切换: Fn+M:依序组合长按3秒，M键灯光红光闪烁3次，切换至Mac系统，键盘恢复默认灯效。重复操作，键盘整体灯光蓝光闪烁3次，切换至Windows系统，键盘恢复记忆灯效，闪烁频率0.3S/次。

## ■ FN组合键说明



	Windows	MAC	备注
ESC + Backspace	恢复出厂模式		长按3秒
Q	RGB亮度+		
A	RGB亮度-		
W	RGB效果+		
S	RGB效果-		
E	RGB颜色+		
D	RGB颜色-		
R	RGB速度+		
F	RGB速度-		
N	切换全键无冲/6键无冲		长按3秒
M	切换MAC OS模式	切换WINDOWS模式	长按3秒
Tab	快速开启/关闭所有灯效		
Shift	交换WASD和方向按键		长按3秒
WIN	锁定win模式		
F1	此电脑		MAC模式为单按
F2	主页		MAC模式为单按
F3	计算器	多任务控制器	MAC模式为单按
F4	播放器	程序列表	MAC模式为单按
F5	上一曲	F5	MAC模式为单按
F6	下一曲	F6	MAC模式为单按
F7	播放暂停	上一曲	MAC模式为单按
F8	停止	播放暂停	MAC模式为单按
F9	静音	下一曲	MAC模式为单按
F10	音量-	静音	MAC模式为单按
F11	音量+	音量-	MAC模式为单按
F12	邮箱	音量+	MAC模式为单按

## ■ 温馨提示

本说明书仅供参考，因产品更新、技术进步等，内容可能随时变更。用户可通过官网、电子说明书等获取最新信息，并依此操作。本说明书旨在指导使用，如有疑问，可咨询客服。因操作不当或未按要求维护保养致产品损坏，本公司不承担责任。本声明解释权归公司所有。



电子说明书查询

## ■ 键盘主要性能输出

- a) 输入方式: USB
- b) 按键:全键无冲磁轴键盘，自动识别 N/Key与 6/Key

## ■ 驱动下载和固件升级


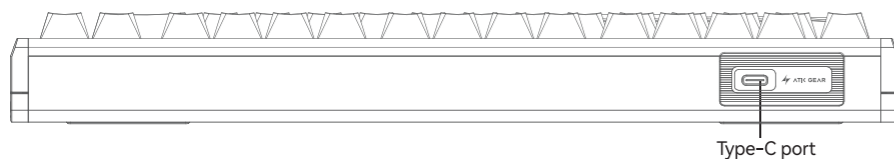
前往ATK官网: [ATKGear.COM](http://ATKGear.com)  
可下载最新驱动程序和进行固件升级  
体验键盘完整功能

制造商: 深圳意义之塔科技有限公司  
地址: 深圳市宝安区新安街道海旺社区兴华一路(延伸段)19号中兴酒店(前海HOP国际)1901  
网址: [ATKGear.COM](http://ATKGear.com)

合格证 合格证检验:合格

## ■ ATK RS7 SERIES KEYBOARD FUNCTIONS

Connect the keyboard's Type-C port to your computer with the included data cable. When the lights come on, it's connected and the memory lighting effect will play.



**WIN KEY:**  
It cannot be used when the WIN key is locked.  
It functions as the Option key in MAC mode.



**ALT KEY:**  
It functions as the Command key in MAC mode.

- 1 Lighting Control:** Toggle Lighting: FN + Tab to instantly enable/disable all lighting effects.
- 2 WIN Key Lock:** Lock Function: FN + Win (single press locks WIN key, press again to unlock).
- 3 NKRO Mode:** 6-key rollover: N key flashes red 3 times. Full N-key rollover: Repeat activation sequence. Flashing frequency: once every 0.3 seconds.
- 4 System Switching:** Hold FN + M for 3 seconds. macOS mode: M key flashes red 3 times. Windows mode: Followed by blue flashes 3 times. Flashing frequency: once every 0.3 seconds.

## ■ FN COMBO KEYS GUIDE



	Windows	MAC	Remarks
ESC + Backspace	Restore Default Settings		Press And Hold For 3 Seconds
Q	RGB Brightness +		
A	RGB Brightness -		
W	RGB Effect +		
S	RGB Effect -		
E	RGB Color +		
D	RGB Color -		
R	RGB Speed +		
F	RGB Speed -		
N	Switch Between Full N-Key Rollover (NKRO)/6-Key Rollover (6KRO)		Press And Hold For 3 Seconds
M	Switch to MAC OS Mode	Switch to WINDOWS Mode	Press And Hold For 3 Seconds
Tab	Quick Enable/Disable: All Lighting Effects		
Shift	Swap WASD with Arrow Keys		Press And Hold For 3 Seconds
WIN	Lock win mode		
F1	This PC		Single Press In Mac Mode
F2	Home		Single Press In Mac Mode
F3	Calculator	Task Manager	Single Press In Mac Mode
F4	Player	Program List	Single Press In Mac Mode
F5	Previous track	F5	Single Press In Mac Mode
F6	Next track	F6	Single Press In Mac Mode
F7	Play/Pause	Previous track	Single Press In Mac Mode
F8	Stop	Play/Pause	Single Press In Mac Mode
F9	Mute	Next track	Single Press In Mac Mode
F10	Volume -	Mute	Single Press In Mac Mode
F11	Volume +	Volume -	Single Press In Mac Mode
F12	Email	Volume +	Single Press In Mac Mode

## ■ PLEASE NOTE

This manual is for reference only, and the contents may be changed at any time due to product updates, technological advancements, etc. Users can obtain the latest information through the official website, electronic manuals, etc. and operate accordingly. This manual is intended to guide the use, if you have any questions, please consult customer service. The company will not be responsible for any damage to the product caused by improper operation or failure to maintain the product according to the requirements. The right to interpret this statement belongs to the company.



电子说明书查询

## ■ KEYBOARD MAIN PERFORMANCE OUTPUTS

- input type: usb
- keys: nkro magnetic switch keyboard, automatic recognition of n/key and 6/key



## ■ DRIVER DOWNLOAD AND FIRMWARE UPGRADE

Access to ATK official website: ATKGEAR.COM

Download the latest drivers and firmware upgrades to experience the full functionality of the keyboard.

**Manufacturer:** Shenzhen Yizhita Technology Co., Ltd  
**Address:** Room 1901, Qianhai HOP Int'l, No. 19 Xinghua 1st Rd (Extension), Bao'an District, Shenzhen, Guangdong, China.  
**Website:** ATKGEAR.COM

**CERTIFICATE OF CONFORMITY**

Certificate of Conformity Inspection: Qualified