



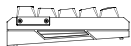
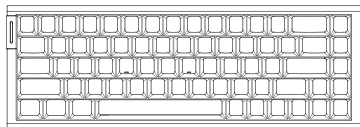
# ATK RS6 Air 专业电竞磁轴键盘

ATK RS6 AIR ESPORTS PRO HALL EFFECT KEYBOARD

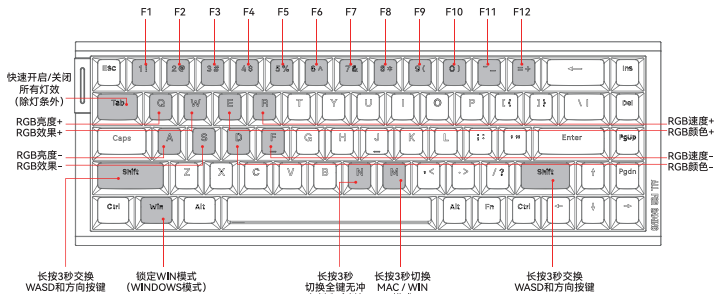
ATKGEAR.COM

## 01 产品清单规格

型号: ATK RS6 Air  
 按键数量: 68键  
 键盘轴体: 磁轴  
 设备名称: ATK RS6 Air  
 额定功率: 5V=1A  
 工作模式: Type-C有线接口



## 02 FN组合功能



## 03 设备连接

### 有线模式

- 使用本产品USB线材连接至键盘Type-C接口以及设备端USB-A接口，键盘灯光亮起则连接成功

## 04 特殊FN键功能说明

### 恢复出厂模式

- Fn+Backspace+ESC: 依序组合长按5秒，键盘整体灯光红光闪烁3次后恢复出厂模式

### 交换WASD与方向键

- 依序组合Fn+Shift长按3秒，W、A、S、D键红灯闪烁3次切换到上下左右方向键，键盘恢复默认灯效

### 切换Windows/Mac系统模式

- 依序组合Fn+M长按3秒，M键灯光红光闪烁3次，切换至Mac系统，键盘恢复默认灯效

### 锁定Win键

- Fn+Win: 短按一次开启Win键红光常亮，锁定时组合短按一次解除锁定 (此操作仅限键盘处于Windows模式下有效)

## 05 常见疑难

### 我想要自定义按键、使用宏功能、修改更多RGB灯光效果,应该怎么办?

- 通过 ATKGEAR.COM 下载最新驱动程序, 可通过驱动软件来自定义按键、编辑宏和修改RGB灯光效果, 体验完整键盘功能

## 驱动下载和固件升级

前往ATK官网: ATKGEAR.COM  
 可下载最新驱动程序和进行固件升级  
 体验键盘完整功能



## 01 Product List and Specifications

**Model:** ATK RS6 Air

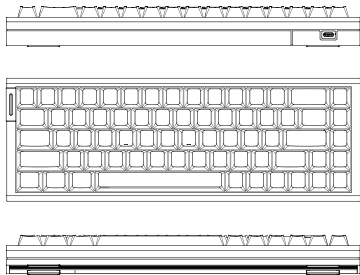
**Key:** 68 keys

**Keyboard Switch:** Magnetic Switch

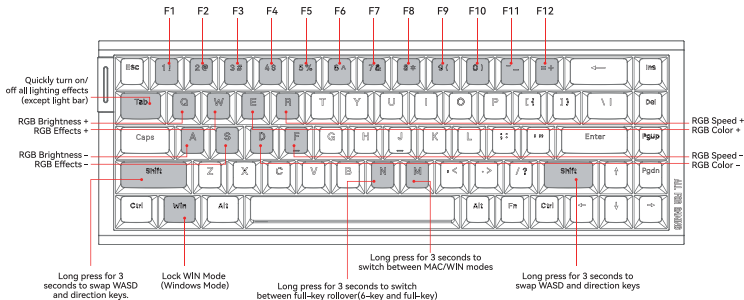
**Device Name:** ATK RS6 Air

**Rated Power:** 5V --- 1A

**Working Mode:** Wired Type-C Interface



## 02 FN Combination Functions



## 03 Device Connection

**(Wired Mode)**

- Connect the keyboard's Type-C interface to the device's USB-A interface using the product's USB cable. The keyboard is successfully connected when the lights turn on.

## 04 Instructions for Special FN Key Functions

**Restore Factory Settings**

- Fn+Backspace+ESC: Press and hold for 5 seconds in sequence, the keyboard's overall light will flash red three times before returning to factory settings.

**Swap WASD with Direction Keys**

- Press and hold Fn+Shift in sequence for 3 seconds. The W, A, S, D keys will flash red 3 times to switch to the up, down, left, right direction keys, and the keyboard restores the default lighting effect.

**Switch Between Windows/Mac System Modes**

- Press and hold Fn+M in sequence for 3 seconds. The M key's light will flash red 3 times to switch to Mac system mode, and the keyboard restores the default lighting effect.

**Lock Win Key**

- Fn+Win: Short press Fn+Win to turn on the Win key's red light for constant on. Short press the combination again to unlock.(valid only in Windows mode)

## 05 Common Issues

**How can I customize keys, use keyboard macros, and modify more RGB lighting effects?**

- You can download the latest driver for ATK HUB from the official website at [ATKGear.com](http://ATKGear.com). This driver allows you to customize keys, edit macros, and modify RGB lighting effects within ATK HUB, providing you with the full keyboard functionality experience.

### Driver Download and Firmware Upgrade

Visit the ATK official website: [ATKGear.com](http://ATKGear.com)

To download the latest driver and perform firmware upgrades, experiencing the full keyboard functionality.

